S2SS Program Overview

December 2018 – 121918

Purpose

1. Provide an overview of S2SS program
    - What is it?
    - How does it work?
    - Benefit for our school?

2. Next Steps

Program Summary

- S2SS is launching in our schools
- S2SS teaches how to recognize and report at-risk behavior
- Students (& adults) submit tips via app, website and 24/7 crisis hotline
- All tips are triaged by certified crisis counselors and then emailed, texted and/or called back into the school / school district to act upon
- The school then investigates, assesses and intervenes (as needed) and closes the tip out to ensure all tips are reviewed and actioned
- Students and staff will be trained in person and/or via interactive video
  - Middle and high school students will be trained only
  - Adults K-12 in all school systems will be made aware of the program
- S2SS will also be embedded in student clubs and be featured in-school via awareness materials and other events to sustain the program

S2SS Overview

Sandy Hook PROMISE

In a majority of violence and victimization acts, there are warning signs or signals given off

- 37% of threats of violence, bullying, etc. are sent electronically. 28% used social media
- 80% of school shooters tell someone of their violent plans. 69% tell more than one person
- Most mass shootings are planned for 6+ months
- Up to 70% of people who complete suicide tell someone their plans or give some other warning sign
- Youth display/present pathway behaviors / at-risk behaviors between the ages of 13-17
  - Creating a petri-dish or breeding ground in schools
  - Creating opportunities for early identification and intervention

However – these signs are not seen because youth (and the adults around them) do NOT…

- Understand or know how to recognize signs and signals
- Believe a threat to be true because "they would never say it publicly if they meant it"
- Want to be labeled, stigmatized and/or possibly physically threatened as a "snitch"
- Want to be "that kid" or "that parent" saying something
- Feel comfortable calling 911 or talking to a trusted adult
- Know who to tell or "believe that nothing will be done to help"
- Just choose to ignore the sign or signal thinking someone else will say something – bystander effect

Teaches middle and high school youth (and the adults around them) how to recognize warning signs and signals, especially within social media, from individuals who may be a threat to themselves or others and *Say Something* to a trusted adult, call 911 or use the S2SS anonymous reporting system

1. **LOOK** for warning signs, signals & threats
2. **ACT** immediately, Take it seriously
3. **SAY SOMETHING** to a trusted adult, 911 or use S2SS

S2SS – HOW does it work?



Step 1: Submit
Youth or Adult Submit a Tip using our App, Website, and Hotline

Step 2: Manage
Tips are Triaged, Categorized, and Delivered to the School Teams / Dispatch by the OAG Crisis Center

Step 3: Disposition
School Team and/or Law Enforcement Assess and Intervene as Needed

Step 1: Tip Submission



<u>Step 1: Submit</u>
Youth or Adult Submit a Tip using our App, Website, and Hotline

App

Website

24/7 Hotline

Every user MUST associate themselves with a school within the district in order to submit a tip

Step 2: Tip Management at Crisis Center

OAG Crisis Center

<u>Step 2: Manage</u>
Tips are Triaged, Categorized, and Delivered to the School / Dispatch by the OAG Crisis Center

<u>Action 1: Triage</u>
S2SS Analyst gathers caller tip information and/or receives website and app submission(s). Conducts two-way anonymous dialog as needed with tipster to capture as much information as possible.

Step 2: Tip Management at Crisis Center

Step 2: Manage

Tips are Triaged, Categorized, and Delivered to the School / Dispatch by the OAG Crisis Center

Action 1: Triage

S2SS Analyst gathers caller tip information and/or receives website and app submission(s). Conducts two-way anonymous dialog as needed with tipster to capture as much information as possible using set SOPs.

Action 2: Categorize

S2SS Analyst categorizes tip as either "life safety" or "non-life safety" incident/concern/threat based on OAG approved definitions

Step 2: S2SS Statewide Defined Events

Safe2SaySomething Defintions		
Life Safety - Imminent and In-Progress	**Non-Life Safety - Crime or Violence**	**Non-Life Safety**
Active Shooter or presence of explosive device	Alcohol possession or use	Anger issues/management (non-life threatening)
Bodily injury and/or emergency condition	Animal cruelty	Breaks school code of conduct
Child predator	Cannabis/Other drug paraphernalia	Bullying/cyber-bullying/general teasing
Dating violence	Distribution of inappropriate photos	Creating a hostile environment
Disorderly/dangerous conduct	Drunk and/or under influence of other substances	Depression/anxiety (non-life threatening)
Domestic violence/victimization	Forgery/falsifying documents	Discrimination
Drug use, distribution/sale, and/or substance abuse	Graffiti and/or other defacing of property	Drug use NOT in progress
Emergency building condition (fire, collapse, explosion)	Hate crime/speech	Eating Disorder/anorexia/bulimia
Gang violence/formation/threats	Sexting	General harassment of students/staff
Have attempted suicide and are requesting help	Theft	General school complaint
Human Trafficking	Threat/ideation of performing a false alarm	Inappropriate behavior, language, gestures
Individual is unconscious/unresponsive	Truancy/skipping school	Inappropriate bus behavior
Intend/threaten/ideate to commit suicide	Vandalism	Inappropriate intimidating physical contact
Intend/threaten/ideate to harm another person		Inappropriate use of technology/school equipment
Intend/threaten/ideate to harm building/property		Intention, discussion, and/or planning of any hazing
Missing/lost student, educator, and/or administrator		Mean/cruel towards others
Physical Abuse		Planned parties
Planned attack, shooting, fight/assault		Possession of lighter/matches
Presence of weapons (guns, knives, explosive)		Sexual harassment
Reckless driving on school property		Smoking tobacco, e-cigs, or vapes
Sexual Assault/Rape		Verbal abuse
Terrorism threat and/or ideation		

Step 2: Tip Management

Step 2: Manage

Tips are Triaged, Categorized, and Delivered to the School / Dispatch by the OAG Crisis Center

Action 1: Triage

S2SS Analyst gathers caller tip information and/or receives website and app submission(s). Conducts two-way anonymous dialog as needed with tipster as needed to capture as much information as possible.

Action 2: Categorize

S2SS Analyst categorizes tip as either "life safety" or "non-life safety" incident/concern/threat based on district approved definitions

Action 3: Deliver

S2SS Analyst forwards tip via text, email and/or phone call 24/7 to assigned school crisis team and local county 911dispatch (as needed) based on OAG approved process and protocols

Step 3: Tip Disposition

Step 3: Disposition

School Team and/or Law Enforcement Assess and Intervene as Needed

1) School Team and local law enforcement (as needed) assess, intervene, and take protective action per their respective policy, laws and procedures

2) School Team ONLY closes out tip within the S2SS platform documenting / dispositioning what actions were taken

School Team Steps They are Taking to Receive and Act upon tip submissions

<u>Life Safety</u>
- Phone Call
- Text Alert
- Email Alert

<u>Non-Life Safety</u>
- Text Alert
- Email Alert

Log into Mobile or Full Website Tip Manager

Review Tip Contents:
- Description of event
- Attachments
- Anonymous Dialog with Tipster
- Team Comms and info sharing

As Needed

Conduct 2-way anonymous dialog with tipster

Review and conduct any team comms between school, district and, for life safety tips, local police dispatch

After school – likely providing address for life safety issue

Investigate, assess and intervene as needed

Police/Sheriff involved as needed

As Needed

Add any additional attachments gathered during investigation

Team reports action(s) taken against tip and then closes tip

S2SS 3-Step Summary

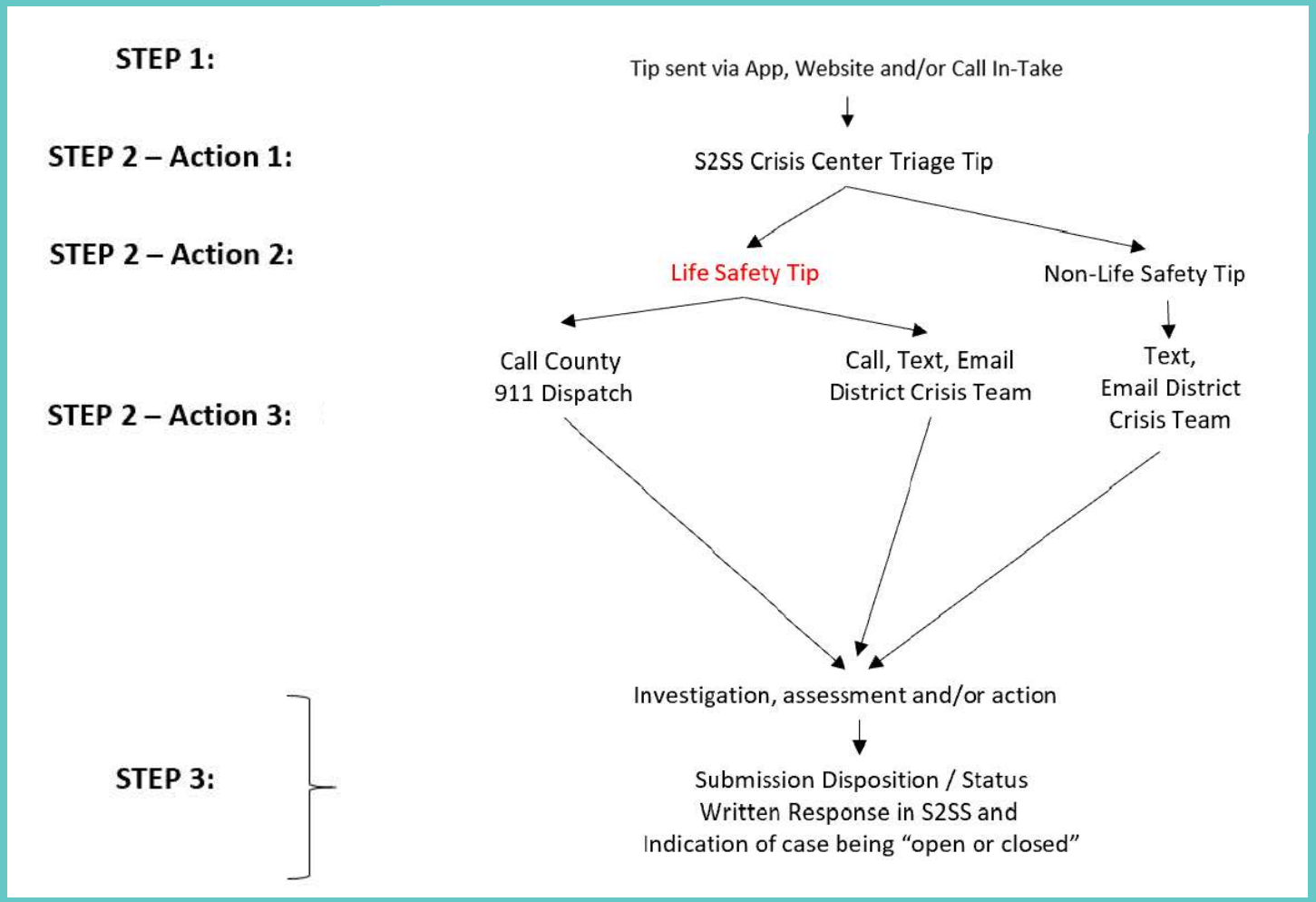

WHAT are the anticipated reporting rates?

- 3%-6% of population trained will submit a tip once all students are trained and receive sustained updates - the number of tips in the first 48-72 hours will be run higher then flatten out
- Approximately 40-60% will be Life Safety Tips of which 10-15% will be very serious
- Suicide, suicide ideation, depression, anxiety, substance abuse, school violence, bullying/cyber-bullying and gang violence will likely be your top tip submissions
- Hoax or false claims are less than ½ of 1% -- with most being in-actionable submissions such as “clowns have red hair”

WHO owns the data? **HOW** is Anonymity Broken?

- All tip data is owned by the school system / district with student information being protected via state and federal laws
- If a tipster is suicidal / in crisis, state and federal laws allow anonymity to be broken (if feasible) to protect the well-being and safety of the individual (occurs <1/2% of all tips)
- If an individual abuses the system or breaks a state or federal law, the school system / district can request a court order to TRY and uncover anonymity.

  Note: we will NOT break anonymity without a court order – there are no exceptions

HOW will S2SS be sustained?

- Imbed S2SS in existing school clubs or establish a new club
  - Activities, Call-to-Action, National Summit, Youth Board
- In-school collateral and materials

- Virtual or local School Outreach Coordinator to support the school and student club
- Annually train in-coming class/new educators and admin

Sandy Hook PROMISE

WHAT will be overall impact and benefits?

- Educate on signs and signals – especially in social media – creating a well informed district and parents
- Reduction in violence, suicide and cutting, bullying, drug use and overall victimization with more students getting help
- Creates safer / healthier environment

Sandy Hook PROMISE

Thank You